

SENATOR™ SILENT 345-16



5000
345 BAR
PSI

16
L/PM

KOHLER KD1903
42HP
DIESEL
ENGINE TYPE
KOHLER Diesel

DIRECT
1500RPM
DRIVE

COLD
WATER
OUTPUT



HERO INNOVATIONS



PEXO™
Enclosed Design



JWPP™
Jetwave UDOR™ Italian Premium Pump



INTELIUMS™
LCD Control System



OLCE™
Oversized Liquid Cooled Engine



ULDO™
Ultra Low Decibel Output



CLASS A AS/NZS 4233
PRESSURE CLEANER
NO RTO CERTIFICATION REQUIRED FOR OPERATORS



APPLICATIONS



Tradesmen



Factories & Manufacturing



Mine Sites



Offshore Oil & Gas



STANDOUT FEATURES



JW® UDOR® Premium Italian plunger pump running at 1500RPM direct with soft coupling to the engine, allows longer life and no reduction method.



Oversized Liquid Cooled Kohler™ KDI1903 42HP diesel engine that optimises all speeds and loads.



Intelium™ LCD Unit management system displays live data read outs, warnings and auto shutdown to protect the units critical components.



Sound proof cabinet ensures ultra low noise emissions approx 70dB allowing after hours cleaning in built up areas



Enclosed steel cabinet protection keeps all critical working components safe from weather and operator error.



Battery isolator & emergency stop. Lockable diesel fuel fill point for added safety.

STANDARD EQUIPMENT




Gun: J5500k low trigger force gun w/swivel & lance coupling system.

Lance: JW Straight stainless steel lance w/ snap coupling + nozzle w/protector & tail

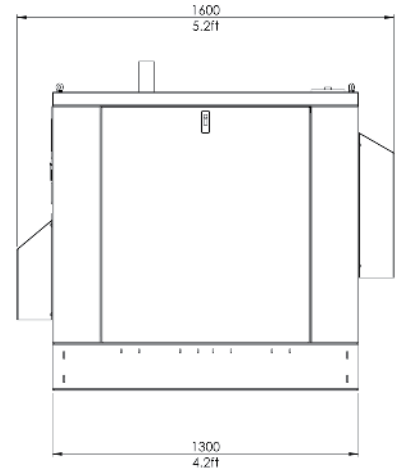
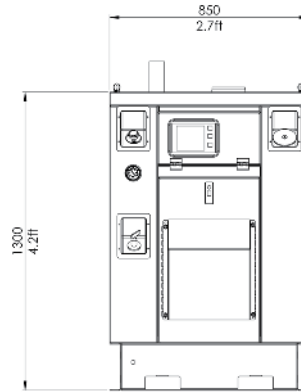


Hose: 15m non marking double wire braid hose w/M22 couplings



G2 WASHBOX VIDEO

DIMENSIONS (MM)



TECHNICAL DATA 0:00

SENATOR™ SILENT 345-16

Product Code	CW5000-16DI
Pressure / Flow Rate	5000 PSI (345 BAR) / 16 L/PM (960 L/PH) / 4 GPM
Max Water Inlet Temp	60°C / 140°F
Class (AS/NZS: 4223)	Class A (5,520 Bar/Litres)
Usage Frequency	Industrial: Continuous
Nozzle Size	O5
Frame Structure	CNC Modular skid galvanised steel chassis plus satin powder coat finish w/removable side covers

MOTOR FEATURES

Engine / Power	Kohler™ KDI1903 Electric Push Button Start (liquid cooled) 42HP / 1861cc
Fuel Type / Capacity / Protection	Diesel / 80L / IntelliUMS™ Auto Shutdown Protection

HYDRAULIC FEATURES

Pump / Head / Pistons	JW® UDOR® Premium Triplex Plunger / Brass (Nickle Plated) / Ceramic
Motor Pump Coupling / Pump RPM	Direct Soft Coupling / 1500RPM
Unloader Valve	Independent
Safety Valve	Yes

DIMENSIONS & WEIGHT

Machine Dimensions / Weight	Skid: 1600mm(L) x 850mm(W) x 1300mm(H) / 530KG
-----------------------------	--

WARRANTY(S)

Unit / Pump Warranty*	 2 Years
Engine Warranty*	KOHLER .Diesel 3 Years

OPTIONAL ACCESSORIES

OPTIONAL UPGRADES

21" FSC - Stainless Steel	JWA-FSC22-5CMPL	Mine Specification Kit	SILENTMINESPEC
---------------------------	-----------------	------------------------	----------------

Copyright © 2023 Jetwave® Group Pty Ltd. All Rights Reserved.

The manufacturer reserves the right to modify design features and technical facts without notice, due to our principals of continuous improvement.

*Coverage against defects in material and workmanship (refer to Jetwave's and component partners T&Cs).

V3.0 09/23



 303 Copland Street, East Wagga Wagga NSW 2650

 equipment@amds.com.au

 (02) 6921 2011 or 0428 212 011

 www.amds.com.au