

# SENATOR™ SILENT 280-31



**4060**  
280 BAR  
**PSI**

**31**  
**L/PM**

**KOHLER KD1903**  
**42HP**  
**DIESEL**  
**ENGINE TYPE**  
KOHLER Diesel

**DIRECT**  
**1500RPM**  
**DRIVE**

**COLD**  
**WATER**  
**OUTPUT**



## HERO INNOVATIONS



**PEXO™**  
Enclosed Design



**JWPP™**  
Jetwave Italian Premium Pump



**INTELUMS™**  
LCD Control System



**OLCE™**  
Oversized Liquid Cooled Engine



**ULDO™**  
Ultra Low Decibel Output



**CLASS B** CE  
HIGH PRESSURE CLEANER  
WFO CERTIFICATION IS REQUIRED FOR OPERATORS



## APPLICATIONS



Industrial Cleaning



Factories & Manufacturing



Mine Sites



Oil & Gas



## STANDOUT FEATURES



JW® UDOR® Premium Italian plunger pump running at 1500RPM direct with soft coupling to the engine, allows longer life and no reduction method.



Oversized Liquid Cooled Kohler™ KD1903 42HP diesel engine that optimises all speeds and loads.



InteliumS™ LCD Unit management system displays live data read outs, warnings and auto shutdown to protect the units critical components.



Sound proof cabinet ensures ultra low noise emissions approx 70dB allowing after hours cleaning in built up areas



Enclosed steel cabinet protection keeps all critical working components safe from weather and operator error.



Battery isolator & emergency stop. Lockable diesel fuel fill point for added safety.

## STANDARD EQUIPMENT



**Gun:** J5500k low trigger force gun w/swivel & lance coupling system.


**Lance:** JW Straight stainless steel lance w/ snap coupling + nozzle w/protector & tail



**Hose:** 15m non marking double wire braid hose w/M22 couplings

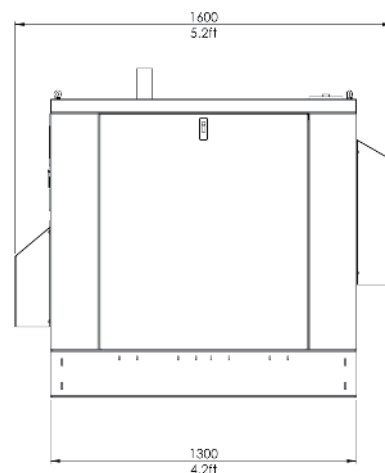
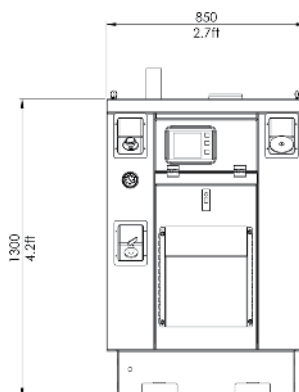


**Chemical:** JW easy foam kit w/1L bottle



G2 WASHBOX VIDEO

## DIMENSIONS (MM)



## TECHNICAL DATA 0:00

## SENATOR™ SILENT 280-31

|                      |   |
|----------------------|---|
| Product Code         | CW4000-31DI-ASSY  |
| Pressure / Flow Rate | 4060 PSI (280 BAR) / 31 L/PM (1860 L/PH) / 8 GPM  |
| Max Water Inlet Temp | 60°C / 140°F  |
| Class (AS/NZS: 4223) | Class B (8,680 Bar/Litres)  |
| Usage Frequency      | Industrial: Continuous Usage  |
| Nozzle Size          | O8  |
| Frame Structure      | CNC Modular skid galvanised steel chassis plus satin powder coat finish w/removable side covers |

## MOTOR FEATURES



|                                   |  |
|-----------------------------------|--|
| Engine / Power                    | Kohler™ KDI1903 Electric Push Button Start (liquid cooled) 42HP / 1861cc |
| Fuel Type / Capacity / Protection | Diesel / 80L / InteliUMS™ Auto Shutdown Protection                       |

## HYDRAULIC FEATURES



|                                |   |
|--------------------------------|---|
| Pump / Head / Pistons          | JW® UDOR® Premium Triplex Plunger / Brass (Nickel Plated) / Ceramic |
| Motor Pump Coupling / Pump RPM | Direct Soft Coupling / 1500RPM                                      |
| Unloader Valve                 | Independent   |
| Safety Valve                   | Yes   |

## DIMENSIONS & WEIGHT



|                             |  |
|-----------------------------|--|
| Machine Dimensions / Weight | Skid: 1600mm(L) x 850mm(W) x 1300mm(H) / 530KG |
|-----------------------------|--|

## WARRANTY(S)



|                       |   |
|-----------------------|---|
| Unit / Pump Warranty* |  2 Years |
| Engine Warranty*      | <b>KOHLER</b> .Diesel 3 Years   |

## OPTIONAL ACCESSORIES

|                           |                 |
|---------------------------|-----------------|
| 21" FSC - Stainless Steel | JWA-FSC22-5CMPL |
|---------------------------|-----------------|

## OPTIONAL UPGRADES

|                           |                |
|---------------------------|----------------|
| Dual Operator Upgrade Kit | JWA432         |
| Mine Specification Kit    | SILENTMINESPEC |

Copyright © 2023 Jetwave® Group Pty Ltd. All Rights Reserved.

The manufacturer reserves the right to modify design features and technical facts without notice, due to our principals of continuous improvement.

\*Coverage against defects in material and workmanship (refer to Jetwave's and component partners T&Cs).

V3.0 09/23



303 Copland Street, East Wagga Wagga NSW 2650



equipment@amds.com.au



(02) 6921 2011 or 0428 212 011



www.amds.com.au