

SENATOR™ G2FI 350-23



5075
350 BAR
PSI

23
L/PM

HONDA V-TWIN
iGX700 EFI PETROL
ENGINE TYPE
POWERED by
HONDA

GEARBOX
1450RPM
DRIVE

COLD
WATER
OUTPUT



Optional - Trolley Kit



HERO INNOVATIONS



PEXO™
Stainless Steel Exoskeleton



JWPP™
Jetwave Italian Premium Pump



CC™
Centralised Control



EFI™
Electronic Fuel Injection Technology



MC™
Multi Configuration



Senator G2 Video



Registered Design @ 202215872

APPLICATIONS

- Tradesmen
- Commercial Cleaners
- Shipping & Marine
- Construction



STANDOUT FEATURES



JW® UDOR® Premium Italian plunger pump running at 1450RPM, delivers more performance and longer life.



Intelligent V-Twin EFI Honda™ iGX700 industrial series engine with **auto choke & electronic fuel injection** with electric key start and digital engine hour meter.



Jetwave Safety System™ (JSS) safety valve to prevent over pressurisation.



Seamless & sealed 40L on-board oversized water bypass tank with low level cut out, for unit water supply and pump protection.



Battery isolator & Emergency stop for increased safety and longevity.



Seamless under chassis mounted 25L fuel tank (w/level gauge) protected from heat with front fill point safety.

STANDARD EQUIPMENT



Gun: J5500k low trigger force gun w/swivel & lance coupling system.
Lance: JW Straight stainless steel lance w/ snap coupling + nozzle w/protector & tail

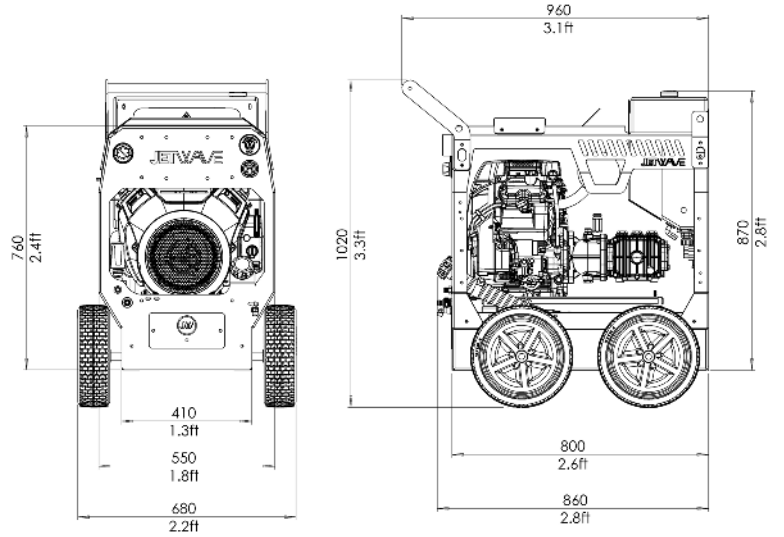


Hose: 15m non marking double wire braid hose w/M22 couplings



G2 WASHBOX VIDEO

DIMENSIONS (MM)



TECHNICAL DATA 0:00

SENATOR **G2FI** 350-23

Product Code	CW5000-23PEG2FI
Pressure / Flow Rate	5075 PSI (350 BAR) / 23 L/PM (1380 L/PH) / 6 GPM
Max Water Inlet Temp	60°C / 140°F
Class (AS/NZS: 4223)	B (8,050 Bar/Litres)
Usage Frequency	Professional: Daily
Nozzle Size	O5
Frame Structure	CNC Modular galvanised steel chassis plus satin powder coat finish and stainless steel cover

MOTOR FEATURES

Engine / Power	Honda™ iGX700 EFI Electric Start (air cooled) 23HP / 700cc
Fuel Type / Capacity / Protection	Unleaded / 25L (w/level gauge) / Low Oil Shutdown



HYDRAULIC FEATURES

Pump / Head / Pistons	JW® UDOR® Premium Triplex Plunger / Brass (Nickle Plated) / Ceramic
Motor Pump Coupling / Pump RPM	Gearbox Drive / 1450RPM
Unloader Valve	Independent (Panel Mounted)
Safety Valve	Yes

DIMENSIONS & WEIGHT

Machine Dimensions / Weight	Skid: 860mm(L) x 550mm(W) x 870mm(H) / 150KG (approx.)
-----------------------------	--

WARRANTY(S)

Unit / Pump Warranty*	 2 Years
Engine Warranty*	 3 Years

OPTIONAL ACCESSORIES

30m Hose Reel w/30m total hose	1060CMPL-SEN30M
60m Hose Reel w/60m total hose	1067CMPL-SEN60M
JW Pro Turbo Head	JWA303-05
21" Hammerhead - Stainless Steel	JWA-FSC21-5.05
30" Hammerhead - Stainless Steel	JWA-FSC30CMPL.05

OPTIONAL UPGRADES

4 Wheel Trolley Kit	JWA407-S
Hose Reel Roller Guide System HGS™	1067-GUIDEASSY (1067 Only)

Copyright © 2023 Jetwave® Group Pty Ltd. All Rights Reserved.

The manufacturer reserves the right to modify design features and technical facts without notice, due to our principals of continuous improvement.
 *Coverage against defects in material and workmanship (refer to Jetwave's and component partners T&Cs).

V3.0 08/23



 303 Copland Street, East Wagga Wagga NSW 2650

 equipment@amds.com.au

 (02) 6921 2011 or 0428 212 011

 www.amds.com.au