

CADET™ G2 STATIONARY 200-15



3000
PSI

15
L/PM

ELECTRIC MOTOR
5.5KW 3 PHASE
MOTOR TYPE

DIRECT SOFT
COUPLING
1450RPM
DRIVE

COLD
WATER
OUTPUT

HERO INNOVATIONS



PEXO™
Stainless Steel Exoskeleton

JWPP™
Jetwave Italian Premium Pump

DTS™
Delayed Timer Stop



APPLICATIONS

- Food & Beverage Cleaning
- Transportation & Logistics
- Agriculturist
- Construction & Mining



STANDOUT FEATURES

1450 RPM
JW® Enhanced Italian triplex plunger pump running at 1450RPM delivers more performance and longer life.

Maintenance free low speed, electric motor, air cooled and protected with thermal cut-out.

Jetwave Safety System™ (JSS) thermal and safety valve to prevent overheating in excessive bypass and over pressurisation.

Zero line pressure brass adjustable unloader valve.

Quality assured voltage electrical control box for increased protection against dust and water ingress.

DTS™ Delayed Timer Stop electronic control for overall unit protection.

STANDARD EQUIPMENT

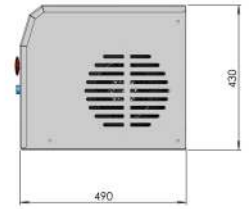



J5000™ High Pressure Gun + Twin Lance with Nozzles.



15m Double Wire Braid Hose with M22 Couplings.

DIMENSIONS (MM)



TECHNICAL DATA

CADET™ G2 STATIONARY 200-15

Product Code	CW200-15ELCP24TSWM
Pressure / Flow Rate	3000 (200 BAR) / 15 L/PM
Max Water Inlet Temp	60°C
Class (ASNZS: 4223)	A (3,000 Bar/Litres)
Usage Frequency	Industrial - 6 - 8 Hours Daily
Nozzle Size	O45
Frame Structure	Stainless Steel cover

MOTOR FEATURES

Motor / Power	Induction / 5.5kW / 3 Phase / 415v / 50Hz
Cable Length / Control	8M / Delayed Timer Stop DTS™



HYDRAULIC FEATURES

Pump / Head / Pistons	JW® Italian Triplex Plunger / Brass / Ceramic
Motor Pump Coupling / Pump RPM	Soft Coupling Drive / 1450RPM
Unloader Valve	Independent (Zero) - Adjustable
Safety Valve	Yes
Detergent Injector	Yes - Downstream low pressure (power boost)

DIMENSIONS & WEIGHT

Machine Dimensions / Weight	No Stand: 490mm(L) x 940mm(W) x 430mm(H) / 120KG
-----------------------------	--

WARRANTY(S)

Unit / Pump Warranty*	 2 Years
Motor Warranty*	 2 Years

OPTIONAL ACCESSORIES

30m Hose Reel	1060CMPL
60m Hose Reel	1067CMPL
Additional High Pressure Hose	52001
JW12 Foaming Lance w/1L Tank	JWA221-LS12
JW Bypass Pro Foam	PROFOAM
Turbo Head w/Lance (300BAR)	JWA160
21" Hammerhead - Plastic	JWA-FSC21
21" Hammerhead - Stainless Steel	JWA-FSC21-5

OPTIONAL UPGRADES

Hour Meter	RQ48024VAC
Emergency Stop	JWA218
On-Board Bypass Tank	90008-12ROTOCMPL
Low Level Water Cut Out	JWA217
High Temp Upgrade	ADD: HT
Stainless Steel Floor Stand	90034STSS
Floor Mount 2 x Stacking Stand	JWA-STACKX2
Floor Mount 4 x Stacking Stand	JWA-STACKX4

The manufacturer reserves the right to modify design features and technical facts without notice, due to our principals of continuous improvement.
*Coverage against defects in material and workmanship (refer to Jetwave's and component partners T&Cs).

V2.3 04/22