



Distributed by:



JW BYPASS PRO FOAM






The Jetwave JW Bypass Pro Foam attachment introduces inline foam injection to your pressure cleaning solution. Increasing efficiency and task effectiveness by combining high pressure water and quality foam together quickening the cleaning process with this quality optional accessory from Jetwave.

303 Copland St, Wagga Wagga NSW 2650
Ph 02 6921 2011 - Malcolm 0428 212 011
E: equipment@amds.com.au Web: www
amds.com.au



GUN AND HOSE NOT INCLUDED

STANDOUT FEATURES

-  Stainless steel construction.
-  Bypass or injector mode.
-  Ergonomic Handle.
-  Adjustable dosage pick up chemical inlet port.
-  Comes with pick up hose.

Product Code	Working Pressure psi bar	Max Temperature	Inlet	Outlet
PROFOAM	5000 350	100c	1/2" F	1/2" F

The manufacturer reserves the right to modify design features and technical facts without notice; due to our principals of continuous improvement.

V2.0 02/2020