



FAC SERIES

PORTABLE COMPRESSORS



The FAC Series from FS-Curtis comprises a range of heavy duty, portable diesel air compressors offering superior efficiency, quality and reliability in an environmentally responsible manner. There is a wide selection of models including box and trailer type configurations with continuous duty outputs from 1.84 to 34 m³/min (65 to 1,200 cfm) and rated pressures from 7 to 24.5 bar (100 to 355 psi). A factory installed aftercooler option is available for most of the 7 bar compressors.



All models are based on well proven designs that are market leaders in their home territory of Japan and widely distributed throughout the rest of the world. Thousands of these units are already working under the most demanding conditions in construction, mining and industrial applications. With a comprehensive array of standard features, the FAC Series compressors represent outstanding value for money in capital investment terms. And their

high levels of fuel efficiency and reliability deliver whole-of-life operating costs that are amongst the lowest available.

The entire range of FAC Series compressors is manufactured in a state-of-the-art Japanese factory that is equipped with the latest manufacturing technology including robotic machining centres. Dual ISO 9001 and ISO 14001 accreditation acknowledges the plant's commitment to world's best practice in both quality and environmental management. Most significantly, the heart of each compressor – its rotary screw air end – is manufactured in this same factory to ensure perfect compatibility with each compressor model.



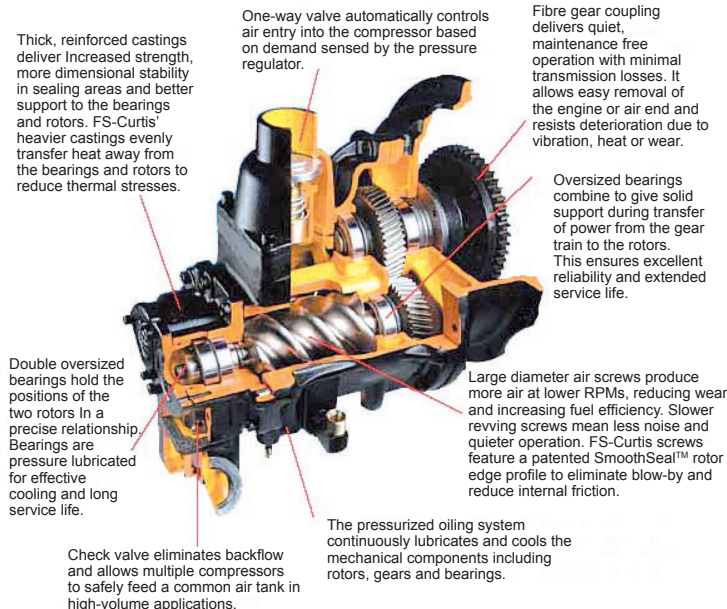
FS-Curtis is a member of the global Fusheng group of companies, one of the world's largest manufacturers of air compressors with over 165 years of experience. Fusheng compressors have been sold in Australia for over five decades and continue to gain in popularity because of their legendary reputation for outstanding performance and reliability.



FEATURES AND BENEFITS


Air End

- Oil-injected, rotary screw air end featuring a unique asymmetric rotor profile.
- Designed and manufactured in-house using the most advanced computer-aided artificial intelligence and robotic technology.
- High efficiency, low speed, oversized air end reduces fuel consumption, noise and wear.



Diesel Engine

- The engine match selection for each compressor model is based on achieving optimum performance and reliability with the lowest possible fuel consumption.
- Only premium quality engines are used including Kubota, Yanmar, Hino, Mitsubishi and Caterpillar. All are backed up by their own worldwide parts and service networks.
- Low fuel consumption and both exhaust and noise emission levels are amongst the best in class.
- Automatic fuel prime and air bleed system eliminates the need for opening injector lines if the compressor runs out of fuel.
- Two-stage fuel filtration via water sedimenter and high capacity pleated filter element.



Control System

- Integrated starting unloader control for initial engine warm-up.
- Automatic zero to 100% capacity control by means of engine speed regulation and compressor inlet valve modulation.
- Shutdown protection for critical parameters including engine oil pressure, engine coolant temperature and compressor discharge air temperature.
- Warning protection for non-critical parameters including battery voltage and fuel level.
- Additional shutdown and warning features depending on model.




Operator Interface

- Removable starter key to prevent unauthorised operation.
- Comprehensive analogue and digital instruments supplemented by status and warning lights.
- Operator controls and instruments all grouped together ergonomically on one panel.
- Control panel located at the rear of the compressor for operator protection from passing traffic.
- Discharge air outlet valves located adjacent to the control panel for visual confirmation of air line status.



Aftercooler (Factory Fitted Option)

- Integrated air-to-air aftercooler and water coalescer remove liquid water and mist from the compressed air.
- Discharge air temperature reduced to 20°C maximum above ambient (plus selectable 20°C reheating on model FAC-185PD).
- Recommended for abrasive blasting, protective coating and pneumatic tool applications.



Steel Chassis and Body Panels

- Durable and tough, powder-coated steel body panels won't fade and crack like a plastic canopy.
- Damaged body panels can be easily unbolted and repaired off-site.
- High visibility white colour approved for mine site use.
- Lockable cabinet doors and control panel cover for safety and security.
- Internal pneumatic tool storage compartment on gull wing door models.
- Single point lifting lug positioned above the unit's centre of gravity.
- Overall fit and finish is of premium Japanese automotive standard.



Single Axle Trailer

- Locally fitted ADR compliant running gear for up to 100 km/h on-road use.
- 50 mm ball coupling mounted on fixed A-frame drawbar.
- Parking and service brakes.
- Sealed LED multi-voltage lamps.
- Heavy duty axle, suspension, tyres and wheels.



Dual Axle Trailer

- Factory fitted running gear for up to 20 km/h off-road use.
- 75 mm ring coupling mounted on pivoting A-frame drawbar.
- Long wheelbase, high stability design with one fixed axle and one steerable axle.
- Hand operated parking brake.
- Heavy duty axles, suspension, tyres and wheels.

Air-Oil Separator Tank and Safety Valve

- WH&S registered pressure vessel design with manufacturer's data report supplied.
- Non-adjustable, sealed and stamped safety valve.
- Approved for workplace use in all Australian States and Territories.



Inspection and Maintenance Provisions

- Fluid drains are fitted with valves and piped to the outside of the unit.
- Selected models have external air-oil separator elements.
- Dual element air filters prevent dust ingress during replacement.
- Side hinged doors open out wide to 180 degrees.
- Top hinged doors with gas struts open up high for ample headroom.
- Side-by-side radiator and oil cooler are easier to clean.
- Safety guard fitted around engine cooling fan and V-belts.



Noise Control

- Super silent full load noise levels from as low as 64 dB(A) at 7 m.
- Low engine and air end speed design is intrinsically quieter.
- Steel body panels lined with sound absorbent material.
- Computer aided sound path analysis and attenuation design.




Environmental Protection

- Low fuel consumption ensures a reduced carbon footprint.
- Low exhaust emissions cause minimal harm to the atmosphere.
- Low noise levels protect ambient conditions and workers' hearing.
- Models FAC-18B and 18BC are bunded to prevent environmental contamination from fuel, oil or coolant leaks.
- Almost 100% recyclable at end of service life to save the earth's precious resources.

Options

- Optional custom equipment is available to comply with application specific requirements such as mine site use.
- Locally fitted, high quality components designed and tested to work reliably under the harshest conditions.
- Professionally installed by factory trained technicians during compressor pre-delivery inspection and testing.



Customer and Product Support

- Australia-wide dealer network offering product selection advice, maintenance and repair services, and genuine FS-Curtis spare parts.
- Online instruction manuals and spare parts catalogues can be accessed via the internet 24/7.
- Comprehensive 12 month / 1,500 hour factory backed warranty.





BOX TYPE

- ✓ Designed for mounting in confined spaces such as on utes and service trucks.
- ✓ Lockable, silenced and weatherproof steel cabinet with compact dimensions.
- ✓ Daily maintenance functions can be performed from one side of the compressor.

BOX TYPE SPECIFICATIONS

		FAC-18B	FAC-18BC	FAC-23B	FAC-23BC	FAC-28B	FAC-28BC	FAC-37B	FAC-37BC	
COMPRESSOR	Type	Rotary Screw, Single-Stage, Oil-Cooled								
	Aftercooler	N/A	Air-to-Air	N/A	Air-to-Air	N/A	Air-to-Air	N/A	Air-to-Air	
	Free Air Delivery *	m³/min	1.84	1.84	2.3	2.3	2.8	2.8	3.7	3.7
		cfm	65	65	80	80	100	100	130	130
	Rated Pressure	bar	7	7	7	7	7	7	6.9	6.9
		psi	102	102	102	102	102	102	100	100
	Maximum Pressure	bar	9.2	9.2	9.3	9.3	9	9	9	9
		psi	133	133	135	135	130	130	130	130
Air Outlets	BSP	3/4" x 1, 3/8" x 1	3/4" x 1, 3/8" x 1	3/4" x 2	3/4" x 2	3/4" x 2	3/4" x 2	3/4" x 2	3/4" x 2	
ENGINE	Make	Kubota		Kubota	Kubota	Kubota	Kubota	Yanmar	Yanmar	
	Model	D722-K3A		D902-K3A	D902-K3A	D1105-K3B	D1105-K3B	3TNV88-BDHK	3TNV88-BDHK	
	No. of Cylinders	3		3	3	3	3	3	3	
	Displacement	L	0.719	0.719	0.898	0.898	1.123	1.123	1.642	1.642
	Output	kW	14.1	14.1	17.0	17.0	19.2	19.2	26.5	26.5
	Speed	rpm	3,600	3,600	3,600	3,600	3,400	3,400	3,000	3,000
	Fuel Tank	L	18	18	25	25	28	28	70	70
	Battery	V	12	12	12	12	12	12	12	12
DIMENSIONS & WEIGHTS	Overall Length	mm	1,370	1,370	1,500	1,500	1,580	1,580	1,700	1,700
	Overall Width	mm	700	700	770	770	770	770	890	890
	Overall Height	mm	800	800	865	865	900	900	1,080	1,080
	Weight (Wet)	kg	340	345	435	440	500	510	720	730
CONSUMPTION & EMISSIONS	Fuel Use @ 0% Load	L/h	1.5	1.5	1.9	1.9	2.1	2.1	2.5	2.5
	Fuel Use @ 100% Load	L/h	3.9	3.9	5.1	5.1	6.3	6.3	7.5	7.5
	Noise Level @ 7 m	dB(A)	67	67	66	66	66	66	66	66
	Exhaust Emissions	Tier	JPN Stage 3	JPN Stage 3	JPN Stage 3	JPN Stage 3	JPN Stage 3	JPN Stage 3	JPN Stage 3	JPN Stage 3

* FAD @ rated pressure per ISO 1217:2009 Annex D.



		FAC-52B	FAC-52BC	FAC-52P WW	FAC-75B	FAC-75BC	FAC-113P WW	FAC-113PC WW	
COMPRESSOR	Type	Rotary Screw, Single-Stage, Oil-Cooled							
	Aftercooler	N/A	Air-to-Air	N/A	N/A	Air-to-Air	N/A	Air-to-Air	
	Free Air Delivery *	m ³ /min	5.2	5.2	5.2	7.5	7.5	11.3	11.3
		cfm	185	185	185	265	265	400	400
	Rated Pressure	bar	7	7	6.9	6.9	6.9	7	7
		psi	102	102	100	100	100	102	102
	Maximum Pressure	bar	9	9	9	9	9	9	9
		psi	130	130	130	130	130	130	130
Air Outlets	BSP	3/4" x 3	3/4" x 3	3/4" x 2	2" x 1, 3/4" x 4	2" x 1, 3/4" x 4	2" x 1, 3/4" x 2	2" x 1, 3/4" x 4	
ENGINE	Make	Yanmar	Yanmar	Yanmar	Yanmar	Yanmar	Kubota	Kubota	
	Model	4TNV88-BXDHKS R1	4TNV88-BXDHKS R1	4TNV88-BXDHKS	4TNV98T-NHK	4TNV98T-NHK	V3800DI-TIE2B-COHE1	V3800DI-TIE2B-COHE1	
	No. of Cylinders	4	4	4	4	4	4	4	
	Displacement	L	2.189	2.189	2.189	3.319	3.319	3.769	3.769
	Output	kW	34.9	34.9	36.4	61.2	61.2	75.2	75.2
	Speed	rpm	3,000	3,000	3,000	2,500	2,500	2,600	2,600
	Fuel Tank	L	90	90	90	115	115	178	178
	Battery	V	12	12	12	12	12	12	12
DIMENSIONS & WEIGHTS	Overall Length	mm	1,970	1,970	1,895	2,050	2,050	2,510	2,510
	Overall Width	mm	950	950	1,245	1,200	1,200	1,525	1,525
	Overall Height	mm	1,080	1,080	1,040	1,250	1,250	1,450	1,450
	Weight (Wet)	kg	855	865	870	1,290	1,320	1,810	1,850
CONSUMPTION & EMISSIONS	Fuel Use @ 0% Load	L/h	2.8	2.8	2.7	5.4	5.4	6.6	6.6
	Fuel Use @ 100% Load	L/h	9.0	9.0	9.5	15.0	15.0	19.7	19.7
	Noise Level @ 7 m	dB(A)	68	68	69	69	69	71	71
	Exhaust Emissions	Tier	JPN Stage 3	JPN Stage 3	USA Tier 3	JPN Stage 3	JPN Stage 3	JPN Stage 3	JPN Stage 3



TRAILER TYPE

- For applications requiring enhanced compressor mobility.
- Single axle on-road and dual axle off-road configurations.
- Can be easily converted into box type if required.



TRAILER TYPE SPECIFICATIONS

			FAC-52P	FAC-75P	FAC-75PC	FAC-185P	FAC-185PD	FAC-212P	FACE-250P	FACF-150P
COMPRESSOR	Type		Rotary Screw, Single-Stage, Oil-Cooled							
	Aftercooler		N/A	N/A	Air-to-Air	N/A	Air-to-Air	N/A	N/A	N/A
	Free Air Delivery *	m ³ /min	5.2	7.5	7.5	18.5	18.5	21.2	25.0	15.0
		cfm	185	265	265	655	655	750	885	530
	Rated Pressure	bar	6.9	6.9	6.9	7	7	7	8.6	10.5
		psi	100	100	100	102	102	102	125	152
	Maximum Pressure	bar	9	9	9	9	9	9	10.3	12.5
	psi	130	130	130	130	130	130	150	180	
Air Outlets	BSP	3/4" x 2	2" x 1, 3/4" x 4	2" x 1, 3/4" x 4	2" x 1, 3/4" x 2	2" x 1, 3/4" x 2	2" x 1, 3/4" x 2	2" x 1, 3/4" x 2	2" x 2, 3/4" x 1	2" x 1, 3/4" x 2
ENGINE	Make		Yanmar	Yanmar	Yanmar	Hino	Hino	Hino	Mitsubishi	Hino
	Model		4TNV88-BXDHKS	4TNV98T-NHK	4TNV98T-NHK	J08C-V	J08C-V	J08C-UT	6D24-TE1	J08C-V
	No. of Cylinders		4	4	4	6	6	6	6	6
	Displacement	L	2.189	3.319	3.319	7.961	7.961	7.961	11.94	7.961
	Output	kW	36.4	61.2	61.2	118	118	144.5	206	118
	Speed	rpm	3,000	2,500	2,500	2,500	2,500	2,100	2,200	2,500
	Fuel Tank	L	90	115	115	270	270	310	400	270
	Battery	V	12	12	12	24	24	24	24	24
CHASSIS	No. of Axles		1	1	1	2	2	2	2	2
	Tyre Size		175R13	225/70R15	225/70R15	175R13	175R13	175R13	6.50-14	175R13
	Service Brakes		Over-Run	Over-Run	Over-Run	N/A	N/A	N/A	N/A	N/A
DIMENSIONS & WEIGHTS	Overall Length Δ ◇	mm	3,090	3,240	3,240	3,650	3,650	3,650	4,000	3,650
	Overall Width	mm	1,700	1,810	1,810	1,685	1,685	1,685	1,900	1,685
	Overall Height	mm	1,470	1,770	1,770	2,135	2,070	2,070	2,150	2,135
	Weight (Wet)	kg	1,015	1,575	1,605	3,200	3,460	3,300	4,600	3,240
CONSUMPTION & EMISSIONS	Fuel Use @ 0% Load	L/h	2.7	5.4	5.4	10.0	10.0	14.0	19.0	11.5
	Fuel Use @ 100% Load	L/h	9.5	15.0	15.0	32.0	32.0	37.6	59.0	32.0
	Noise Level @ 7 m	dB(A)	69	69	69	73	73	74	80	73
	Exhaust Emissions	Tier	USA Tier 3	JPN Stage 3	JPN Stage 3	JPN Stage 2	JPN Stage 2	JPN Stage 2	JPN Stage 1	JPN Stage 2

* FAD @ rated pressure per ISO 1217:2009 Annex D.

Δ Length of single axle models includes fixed drawbar. ◇ Length of dual axle models is with pivoting drawbar folded up.



FAC SERIES

PORTABLE COMPRESSORS

MADE IN JAPAN



Authorised FS-Curtis Dealer

303 Copland St, Wagga Wagga NSW 2650
Ph 02 6921 2011 - Malcolm 0428 212 011
E: equipment@amds.com.au
Web: www.amds.com.au

